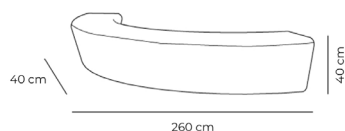



## BENCH HOOP

### DESCRIPTION

The HOOP line of benches is made up of three geometrically different pieces that can be combined together. Produced in polyethylene, they need no maintenance, making them ideal for intensively used public spaces that are exposed to climate changes. They can be anchored to the ground or, optionally, filled with water or sand to give them stability. Their chromatic range breaks with the urban colours and gives them a modern and fresh feel.



### HOOP CURVE BENCH

Semi-circular, roto-moulded polyethylene base for indoor and outdoor use. Protection against UV rays.

#### MEASUREMENTS

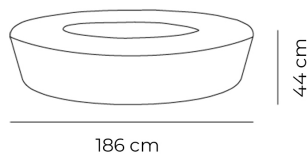
W 40cm × L 260cm × H 40cm  
W 15.75in × L 102.37in × H 15.75in

#### CHARACTERISTICS

**Weight** 25 Kg.

STD units	Packaging dim. (cm)	Units Container 20'	Units Container 40'	Units Container HC	Units Trayler 70m <sup>3</sup>	Units Truck 100m <sup>3</sup>
1X	260 × 100 × 40	16	32	32	40	50

#### SHELL COLOR



### HOOP RING BENCH

Roto-moulded polyethylene circular base for indoor and outdoor use. Protection against UV rays.

#### MEASUREMENTS

W 186cm × L 186cm × H 44cm  
W 73.23in × L 73.23in × H 17.33in

#### CHARACTERISTICS

**Weight** 37 Kg.

STD units	Packaging dim. (cm)	Units Container 20'	Units Container 40'	Units Container HC	Units Trayler 70m <sup>3</sup>	Units Truck 100m <sup>3</sup>
1X	186 × 186 × 44	12	24	24	32	45

#### SHELL COLOR



HOOP STRAIGHT BENCH

Rotational polyethylene linear bench for indoor and outdoor use. Protection against UV rays.

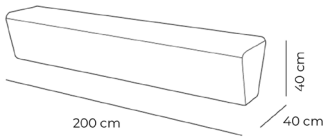
MEASUREMENTS

W 40cm × L 200cm × H 40cm

W 15.75in × L 78.75in × H 15.75in

CHARACTERISTICS

**Weight** 25 Kg.



STD units	Packaging dim. (cm)	Units Container 20'	Units Container 40'	Units Container HC	Units Trayler 70m <sup>3</sup>	Units Truck 100m <sup>3</sup>
1X	200 × 40 × 40	44	96	96	120	135

SHELL COLOR



Sand



Orange



Red