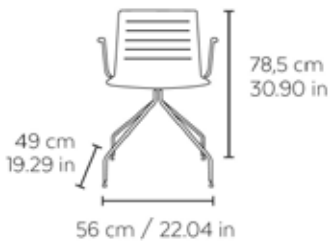


CHAIRS SKIN

Designed by Josep Llusca



SKIN ARMCHAIR

Designed to provide maximum comfort, the SKIN collection has a wide variety of frames and upholstery to better adapt the design to the setting. Our range of chairs, benches and stools enables this design to fit into any setting in your office. Spider armchair for indoor use. Seat injected with fiberglass and PP. Structure made of steel with chrome or white finishing. Net weight 7,48 kg (16.49 lb).

MEASUREMENTS

W 56cm × L 53,4cm × H 77,5cm × Hs 43,7cm × Ha 65,5cm
W 22.05in × L 21.03in × H 30.52in × Hs 17.2in × Ha 25.79in

CHARACTERISTICS

Weight 7,48 Kg.

STD units	Packaging dim. (cm)	Units Container 20'	Units Container 40'	Units Container HC	Units Traylor 70m ²	Units Truck 100m ²
2X	60 × 60 × 50	138	304	304		436

STRUCTURE / SEAT COMBINATIONS

	White	Black	Chocolate	Dark Grey
White	●			
Black		●		
Chocolate			●	
Dark Grey				●

SKIN ARMCHAIR WITH WHEELS



Designed to provide maximum comfort, the SKIN collection has a wide variety of frames and upholstery to better adapt the design to the setting. Our range of chairs, benches and stools enables this design to fit into any setting in your office.
 Armchair with wheels for indoor use. Seat injected with fiberglass and PP. Adjustable height (40-51,5 cm).

MEASUREMENTS

W 62cm × L 62cm × H 74,7cm × Hs 40cm × Ha 62,5cm
 W 24.41in × L 24.41in × H 29.41in × Hs 15.75in × Ha 24.61in

CHARACTERISTICS

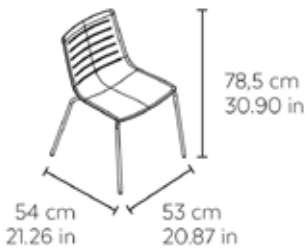
Weight 10,99 Kg.

STD units	Packaging dim. (cm)	Units Container 20'	Units Container 40'	Units Container HC	Units Trayler 70m ³	Units Truck 100m ³
2X	60 × 60 × 50	152	304	319		436

SHELL / LEG COMBINATIONS

Black	White	Black	Chocolate	Dark Grey
<input type="checkbox"/>	<input type="checkbox"/>	<input type="checkbox"/>	<input type="checkbox"/>	<input type="checkbox"/>

SKIN CHAIR



Designed to provide maximum comfort, the SKIN collection has a wide variety of frames and upholstery to better adapt the design to the setting. Our range of chairs, benches and stools enables this design to fit into any setting in your office.
 Four legs chair for indoor use. Seat injected with fiberglass and PP. Structure made of steel with white or black finishing. Stackable. Optional: phenolic side table. Net weight 4,91 kg (10.82 lb).

MEASUREMENTS

W 51,7cm × L 54,4cm × H 77,7cm × Hs 43cm
 W 20.36in × L 21.42in × H 30.6in × Hs 16.93in

CHARACTERISTICS

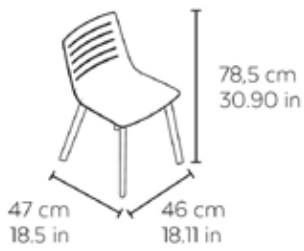
Weight 4,91 Kg. | **Stackable máximo** 10 unidades

STD units	Packaging dim. (cm)	Units Container 20'	Units Container 40'	Units Container HC	Units Trayler 70m ³	Units Truck 100m ³
2X	60.1 × 66.1 × 90	138	304	304		436

STRUCTURE / SEAT COMBINATIONS

White	White	Black	Chocolate	Dark Grey
<input type="checkbox"/>	<input type="checkbox"/>	<input type="checkbox"/>	<input type="checkbox"/>	<input type="checkbox"/>
<input type="checkbox"/>	<input type="checkbox"/>	<input type="checkbox"/>	<input type="checkbox"/>	<input type="checkbox"/>

SKIN CHAIR CLICK LEGS



Designed to provide maximum comfort, the SKIN collection has a wide variety of frames and upholstery to better adapt the design to the setting. Our range of chairs, benches and stools enables this design to fit into any setting in your office. Injected polypropylene legs with fiberglass. Clipping system that allows to combine with the mono-hull models WIRE or SKIN. UV protection.

MEASUREMENTS

W 46cm × L 50cm × H 78,5cm × Hs 46,5cm
 W 18.12in × L 19.69in × H 30.9in × Hs 18.3in

CHARACTERISTICS

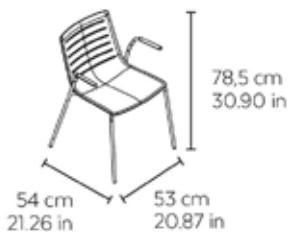
Weight 5,25 Kg. | **Stackable**

STD units	Packaging dim. (cm)	Units Container 20'	Units Container 40'	Units Container HC	Units Trayler 70m ³	Units Truck 100m ³
2X	60 × 60 × 50	138	304	304	436	

SHELL / LEG COMBINATIONS

	Dark Grey	Black	Chocolate	White
Black	•			
Dark Grey		•		
Ivory			•	
Chocolate				•

SKIN CHAIR WITH ARMS



Designed to provide maximum comfort, the SKIN collection has a wide variety of frames and upholstery to better adapt the design to the setting. Our range of chairs, benches and stools enables this design to fit into any setting in your office. Four legs chair for indoor use. Seat injected with fiberglass and PP. Structure made of steel with white or black finishing. Stackable. Net weight 5,51 kg (12.15 lb).

MEASUREMENTS

W 56cm × L 54,4cm × H 77,7cm × Hs 43cm × Ha 65,5cm
 W 22.05in × L 21.42in × H 30.6in × Hs 16.93in × Ha 25.79in

CHARACTERISTICS

Weight 5,51 Kg. | **Stackable máximo** 10 unidades

STD units	Packaging dim. (cm)	Units Container 20'	Units Container 40'	Units Container HC	Units Trayler 70m ³	Units Truck 100m ³
2X	60.1 × 66.1 × 90	138	304	304		436

SHELL / LEG COMBINATIONS

	White	Black	Chocolate	Dark Grey
White	•	•	•	•
Black	•	•	•	•

SKIN CHAIR WITH WHEELS



Designed to provide maximum comfort, the SKIN collection has a wide variety of frames and upholstery to better adapt the design to the setting. Our range of chairs, benches and stools enables this design to fit into any setting in your office.

Chair with wheels for indoor use. Seat injected with fiberglass and PP. Adjustable height (40-51,5 cm).

MEASUREMENTS

W 62cm × L 62cm × H 74,7cm × Hs 40cm

W 24.41in × L 24.41in × H 29.41in × Hs 15.75in

CHARACTERISTICS

Weight 10 Kg.

STD units	Packaging dim. (cm)	Units Container 20'	Units Container 40'	Units Container HC	Units Trayler 70m ³	Units Truck 100m ³
2X	60 × 60 × 50	152	304	319		436

SHELL / LEG COMBINATIONS

Black	White	Black	Chocolate	Dark Grey
●	●	●	●	●

SKIN SLED CHAIR



Designed to provide maximum comfort, the SKIN collection has a wide variety of frames and upholstery to better adapt the design to the setting. Our range of chairs, benches and stools enables this design to fit into any setting in your office.

Sled-base chair for indoor use. Seat injected with fiberglass and PP. Structure made of steel with chrome or white finishing. Stackable. Net weight 6,31 kg (13.91 lb).

MEASUREMENTS

W 54cm × L 52cm × H 79cm × Hs 43cm

W 21.26in × L 20.48in × H 31.11in × Hs 16.93in

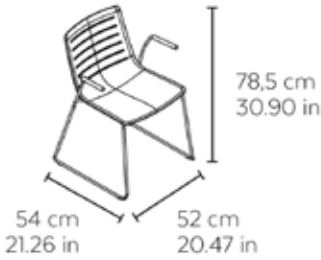
CHARACTERISTICS

Weight 7,51 Kg. | **Stackable máximo** 10 unidades

STD units	Packaging dim. (cm)	Units Container 20'	Units Container 40'	Units Container HC	Units Trayler 70m ³	Units Truck 100m ³
2X	60.1 × 66.1 × 90	138	304	304		436

STRUCTURE / SEAT COMBINATIONS

White	White	Black	Chocolate	Dark Grey
●	●			
		●		
			●	
				●
				●



SKIN SLED CHAIR WITH ARMS

Designed to provide maximum comfort, the SKIN collection has a wide variety of frames and upholstery to better adapt the design to the setting. Our range of chairs, benches and stools enables this design to fit into any setting in your office. Sled-base armchair for indoor use. Seat injected with fiberglass and PP. Structure made of steel with chrome or white finishing. Stackable. Net weight 7,11 kg (15.67 lb).

MEASUREMENTS

W 56cm × L 52cm × H 79cm × Hs 43cm × Ha 65,5cm
 W 22.05in × L 20.48in × H 31.11in × Hs 16.93in × Ha 25.79in

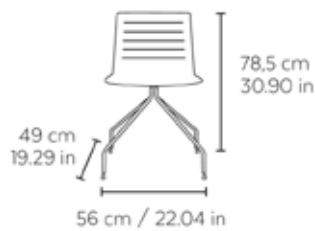
CHARACTERISTICS

Weight 7,11 Kg. | **Stackable máximo** 8 unidades

STD units	Packaging dim. (cm)	Units Container 20'	Units Container 40'	Units Container HC	Units Trayler 70m ³	Units Truck 100m ³
2X	601 × 661 × 90	138	304	304		436

STRUCTURE / SEAT COMBINATIONS

	White	Black	Chocolate	Dark Grey
White	•			
Black		•		
Chocolate			•	
Dark Grey				•
Chrome Plated				•



SKIN SPIDER CHAIR

Designed to provide maximum comfort, the SKIN collection has a wide variety of frames and upholstery to better adapt the design to the setting. Our range of chairs, benches and stools enables this design to fit into any setting in your office. Spider chair for indoor use. Seat injected with fiberglass and PP. Structure made of steel with chrome or white finishing. Net weight 6,87 kg (15.15 lb).

MEASUREMENTS

W 49cm × L 53,4cm × H 77,5cm × Hs 43,7cm
 W 19.3in × L 21.03in × H 30.52in × Hs 17.21in

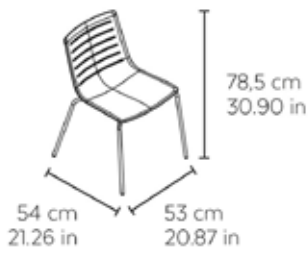
CHARACTERISTICS

Weight 6,87 Kg.

STD units	Packaging dim. (cm)	Units Container 20'	Units Container 40'	Units Container HC	Units Trayler 70m ³	Units Truck 100m ³
2X	60 × 60 × 50	138	304	304		436

SHELL / LEG COMBINATIONS

	White	Black	Chocolate	Dark Grey
White	•	•	•	•
Chrome Plated	•	•	•	•



SKIN UPHOLSTERED CHAIR

Designed to provide maximum comfort, the SKIN collection has a wide variety of frames and upholstery to better adapt the design to the setting. Our range of chairs, benches and stools enables this design to fit into any setting in your office.

Four-legged chair for indoor use. Fibreglass and PP injected casing. Black or white painted steel structure. Optional: compact phenolic side table. Foamed vinyl fabric with polyester-cotton textile frame. Suitable for indoor furniture with good resistance to wear and tear, waterproof, durable and easy to clean. Hand washing with neutral detergent is recommended. Strong and durable colours. 5 mm thick foams that withstand a pressure of 18 kg. To avoid marks, please do not stack upholstered chairs.

MEASUREMENTS

W 51,7cm × L 54,4cm × H 77,7cm × Hs 43cm

W 20.36in × L 21.42in × H 30.6in × Hs 16.93in

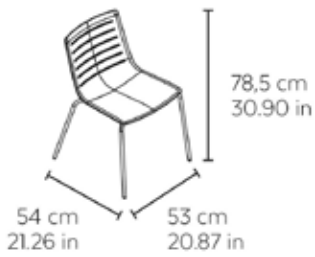
CHARACTERISTICS

Weight 5,61 Kg.

STD units	Packaging dim. (cm)	Units Container 20'	Units Container 40'	Units Container HC	Units Trayler 70m ³	Units Truck 100m ³
4X	60.7 × 73.7 × 96.9		400		528	

STRUCTURE / SEAT COMBINATIONS

	White	Dark Grey	Black	Chocolate
White	●			
Dark Grey		●		
Black			●	
Chocolate				●



SKIN UPHOLSTERED CHAIR WITH ARMS

Four-legged chair for indoor use. Fibreglass and PP injected casing. Black or white painted steel structure with arms. Foamed vinyl fabric with polyester-cotton textile frame. Suitable for indoor furniture with good resistance to wear and tear, waterproof, durable and easy to clean. Hand washing with neutral detergent is recommended. Strong and durable colours. 5 mm thick foams that withstand a pressure of 18 kg. To avoid marks, please do not stack upholstered chairs.

MEASUREMENTS

W 56cm × L 53,4cm × H 77,7cm × Hs 43cm × Ha 65,5cm

W 22.05in × L 21.03in × H 30.6in × Hs 16.93in × Ha 25.79in

CHARACTERISTICS

Weight 5,81 Kg.

STD units	Packaging dim. (cm)	Units Container 20'	Units Container 40'	Units Container HC	Units Trayler 70m ³	Units Truck 100m ³
4X	60.7 × 73.7 × 96.9		400		528	

STRUCTURE / SEAT COMBINATIONS

	White	Black	Dark Grey	Chocolate
White	<input type="checkbox"/>	<input type="checkbox"/>	<input type="checkbox"/>	<input type="checkbox"/>
Black	<input type="checkbox"/>	<input type="checkbox"/>	<input type="checkbox"/>	<input type="checkbox"/>
Dark Grey	<input type="checkbox"/>	<input type="checkbox"/>	<input type="checkbox"/>	<input type="checkbox"/>
Chocolate	<input type="checkbox"/>	<input type="checkbox"/>	<input type="checkbox"/>	<input type="checkbox"/>

SKIN UPHOLSTERED CHAIR WITH WHEELS



Designed to provide maximum comfort, the SKIN collection has a wide variety of frames and upholstery to better adapt the design to the setting. Our range of chairs, benches and stools enables this design to fit into any setting in your office.

Pensée pour apporter le maximum de confort, la collection SKIN dispose d'une grande variété de structures et tapisseries pour mieux adapter la création en fonction du cadre. La gamme de chaises, bancs et tabourets fait que cette création s'intègre dans n'importe quelle ambiance de votre bureau. Chair with wheels for indoor use. Fibreglass and PP injected casing. Adjustable height (40-51.5 cm). Foamed vinyl fabric with polyester-cotton textile frame. Suitable for indoor furniture with good resistance to wear and tear, waterproof, durable and easy to clean. Hand washing with neutral detergent is recommended. Strong and durable colours. 5 mm thick foams that withstand a pressure of 18 kg. To avoid marks, please do not stack upholstered chairs.

MEASUREMENTS

W 62cm × L 62cm × H 74,7cm × Hs 40cm

W 24.41in × L 24.41in × H 29.41in × Hs 15.75in

CHARACTERISTICS

Weight 8,29 Kg.

STD units	Packaging dim. (cm)	Units Container 20'	Units Container 40'	Units Container HC	Units Trayler 70m ³	Units Truck 100m ³
2X	60 × 60 × 50	152	304	319		436

STRUCTURE / SEAT COMBINATIONS

	White	Chocolate	Black	Dark Grey
White	●			
Chocolate		●		
Black			●	
Dark Grey				●



SKIN UPHOLSTERED SLED CHAIR

Designed to provide maximum comfort, the SKIN collection has a wide variety of frames and upholstery to better adapt the design to the setting. Our range of chairs, benches and stools enables this design to fit into any setting in your office.

Sled chair for indoor use. Fibreglass and PP injected casing. Chrome-plated or white-painted steel structure. Foamed vinyl fabric with polyester-cotton textile frame. Suitable for indoor furniture with good resistance to wear and tear, waterproof, durable and easy to clean. Hand washing with neutral detergent is recommended. Strong and durable colours. 5 mm thick foams that withstand a pressure of 18 kg. To avoid marks, please do not stack upholstered chairs.

MEASUREMENTS

W 54cm × L 52cm × H 79cm × Hs 43cm

W 21.26in × L 20.48in × H 31.11in × Hs 16.93in

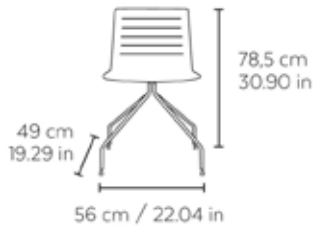
CHARACTERISTICS

Weight 6,71 Kg. | **Stackable**

STD units	Packaging dim. (cm)	Units Container 20'	Units Container 40'	Units Container HC	Units Trayler 70m ³	Units Truck 100m ³
4X	60.7 × 73.7 × 96.9		400		528	

STRUCTURE / SEAT COMBINATIONS

	White	Black	Dark Grey	Chocolate	Grey
White	•				
Black		•			
Dark Grey			•		
Chocolate				•	
Grey					•



SKIN UPHOLSTERED SPIDER CHAIR

Designed to provide maximum comfort, the SKIN collection has a wide variety of frames and upholstery to better adapt the design to the setting. Our range of chairs, benches and stools enables this design to fit into any setting in your office.

Spider chair for indoor use. Fibreglass and PP injected casing. Chrome-plated or white-painted steel structure. Foamed vinyl fabric with polyester-cotton textile frame. Suitable for indoor furniture with good resistance to wear and tear, waterproof, durable and easy to clean. Hand washing with neutral detergent is recommended. Strong and durable colours. 5 mm thick foams that withstand a pressure of 18 kg. To avoid marks, please do not stack upholstered chairs.

MEASUREMENTS

W 49cm × L 53,4cm × H 77,5cm × Hs 43,7cm

W 19.3in × L 21.03in × H 30.52in × Hs 17.21in

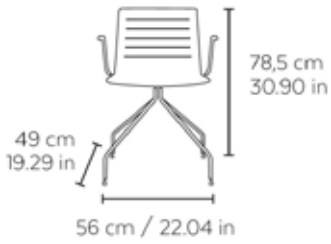
CHARACTERISTICS

Weight 7,17 Kg.

STD units	Packaging dim. (cm)	Units Container 20'	Units Container 40'	Units Container HC	Units Trayler 70m ³	Units Truck 100m ³
2X	60 × 60 × 50		304		436	

STRUCTURE / SEAT COMBINATIONS

	White	Dark Grey	Chocolate	Black
White	●			
Dark Grey		●		
Chocolate			●	
Black				●



SKIN UPHOLSTERED SPIDER CHAIR WITH ARMS

Designed to provide maximum comfort, the SKIN collection has a wide variety of frames and upholstery to better adapt the design to the setting. Our range of chairs, benches and stools enables this design to fit into any setting in your office.

Spider arm chair for indoor use. Fibreglass and PP injected casing. Chrome-plated or white-painted steel structure. Foamed vinyl fabric with polyester-cotton textile frame. Suitable for indoor furniture with good resistance to wear and tear, waterproof, durable and easy to clean. Hand washing with neutral detergent is recommended. Strong and durable colours. 5 mm thick foams that withstand a pressure of 18 kg. To avoid marks, please do not stack upholstered chairs.

MEASUREMENTS

W 56cm × L 53,4cm × H 77,5cm × Hs 43,7cm × Ha 65,5cm

W 22.05in × L 21.03in × H 30.52in × Hs 17.21in × Ha 25.79in

CHARACTERISTICS

Weight 8,28 Kg.

STD units	Packaging dim. (cm)	Units Container 20'	Units Container 40'	Units Container HC	Units Trayler 70m ³	Units Truck 100m ³
2X	60 × 60 × 50		304		436	

STRUCTURE / SEAT COMBINATIONS

	White	Black	Dark Grey	Chocolate
White	•			
Black		•		
Dark Grey			•	
Chocolate				•



SKIN WOOD CHAIR

Chair for indoor use. Seat frame and leg structure injected with polypropylene with fibreglass. Wooden legs. Clip-on assembly system. UV protection.

MEASUREMENTS

W 46cm × L 50cm × H 78,5cm × Hs 46,5cm

W 18.12in × L 19.69in × H 30.91in × Hs 18.31in

CHARACTERISTICS

Weight 4,86 Kg.

STD units	Packaging dim. (cm)	Units Container 20'	Units Container 40'	Units Container HC	Units Trayler 70m ³	Units Truck 100m ³
2X	x x	312	688	784	864	1072

SHELL / LEG COMBINATIONS

	White	Chocolate	Dark Grey	Black
Wood	•	•	•	•